




A6

Braided sleeving PLIOSIL





SES-STERLING is a main supplier of expandable braided sleeving in thermoplast.

PLIOSIL expandable braided sleeving is the ideal product to **support** and **protect** harnesses.

SES-STERLING offers a wide range of expandable braided sleeveings in different lengths, packaging, material and colours.

• A6/1 - Expandable braided sleeving PLIOSIL

page	type	material	temperatures	specifications	norm	halogene free
A6/1-01	PLIOSIL-PET	PET	-50 to +130°C	UL94V2	EN45545 NF F16-101/102	X
A6/1-02	PLIOSIL PET-S	PET	-50 to +130°C	UL94V2	EN45545 NF F16-101/102	X
A6/1-03	PLIOSIL-PA	PA6.6	-55 to +135°C	UL94V2	NF F16-101/102	X
A6/1-04	PLIOSIL-PET-VO	PBT	-50 to +150°C	UL94V0	-	-



• A6/2 - Braided insulating sleeving PLIOSIL HT

page	type	material	temperatures	breakdown strength	specifications
A6/2-01	PLIOSIL HT	fiberglass high temperature treated	-30 to +250°C	1kV	UL 1441
A6/2-02	PLIOSIL HT-P	fiberglass and polyurethane coating	-30 to +155°C	4kV	-
A6/2-03	PLIOSIL HT-S	fiberglass with silicone coating	-60 to +250°C	1,5kV	UL 1441 IEC60684-3-400/402
				2,5kV	
				4kV	



• A6/3 - Braided sleeving for shielding PLIOSIL EMI

page	type	material	temperatures	flame resistance
A6/3-01	EMI	copper filament	-40 à +150°C	VW1



• A6/5 - Hot wire cutting machine

SES-STERLING offers a few useful hot wire cutters which have been specially adapted for this type of sleeving and allow an **optimal working**. Use of these tools obviates fraying as the hot wire cuts and welds the sleeving at the same time.

page	type	power	time to heat	cutting temperature	norms
A6/5-01	FILICUT	12V - 24W	instant	-	NF EN 60335-2-45
	HSG 0	230V - 60W	6 to 8 sec	600°C	89/336/CEE 73/23/CEE
A6/5-02	PLIOCUT A	230V - 20W	instant	400°C	IEC-EN 61558-2-6
	HSG 00 HSG-00-VW	230V - 40W	6 to 8 sec	600°C	-
	IRODA	butane	-	650°C	-

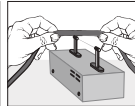
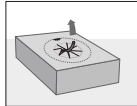
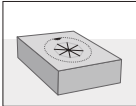
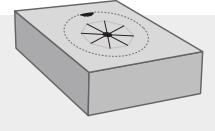




Packaging:

• **Boxes**

for standard use



Storage and dispenser box

Open the punched central hole when dispensing the sleeving

Sleeving should be cut with a hot wire or a hot cutter thus cutting and welding the polyester at the same time

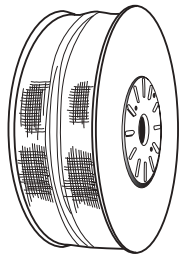
The remaining sleeving is very well protected in the box and can be stored in it.

	PET	PET-S	PA	PET-V0	HT	HT-P	HT-S	EMI
--	-----	-------	----	--------	----	------	------	-----

	X	X	X	X				
--	---	---	---	---	--	--	--	--

• **Industrial packs on reels**

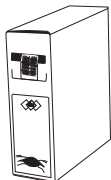
for bulk consumers.



	X		X	X	X	X	X	X
--	---	--	---	---	---	---	---	---

• **Dispenser boxes**

ideal for bench-work.



	X							
--	---	--	--	--	--	--	--	--

Braided sleeving in lengths upon request

As a special service, we supply braided sleeving in lengths as from 50mm. These lengths are cut with hot wire cutting machines.

Both ends are welded and thus will not fray.

Please contact us.



Accessories:

Page

Ligation with

- C12/01-01 our SES-QUICK cable ties
- A1/1-01 our HELAVIA sleeves



• A4/90-01 **SUSAM-340 bench support**

Bench support especially made for the showing of 6 dispenser boxes which are firmly gripped.





PET


Expansion ratio 1 to 2

Material: PET
Covering: ≥ 70%
Operating temperatures: -50 to +130°C
Melting point: +260°C
Flame resistance: self-extinguishing (V2 UL94)
Specifications: V2 UL94
 EN 45545
 NF F16-101 / F16-102
 halogene free

Applications: sleeving with an expansion ratio from 1 to 2 for general use. It has been developed for rail industry.




• Boxes

type		article number		cover according to DIN 65164	expansion in Ø (mm)	weight per 100 m g	 m
		black 010	grey 013				
PET	3	0624 0001 010	0624 0001 013	85%	2 ... 6	275	100
PET	4	0624 0002 010	0624 0002 013	89%	3 ... 8	410	100
PET	5	0624 0003 010	0624 0003 013	84%	4 ... 10	470	100
PET	6	0624 0004 010	0624 0004 013	81%	6 ... 12	530	100
PET	8	0624 0005 010	0624 0005 013	80%	8 ... 16	650	100
PET	10	0624 0006 010	0624 0006 013	78%	10 ... 20	790	100
PET	12	0624 0007 010	0624 0007 013	77%	12 ... 24	925	50
PET	15	0624 0008 010	0624 0008 013	76%	15 ... 27	1014	50
PET	20	0624 0009 010	0624 0009 013	70%	19 ... 32	1240	25
PET	25	0624 0010 010	0624 0010 013	74%	24 ... 38	1630	25
PET	30	0624 0011 010	0624 0011 013	77%	28 ... 47	2050	25
PET	40	0624 0013 010	0624 0013 013	74%	40 ... 63	2800	25
PET	50	0624 0015 010	0624 0015 013	79%	45 ... 75	3350	25
PET	60	0624 0016 010	0624 0016 013	83%	48 ... 92	6600	25



• Industrial pack - on reel - long lengths

type		article number		cover according to DIN 65164	expansion in Ø (mm)	weight per reel g	 m
		black 010	grey 013				
PET	3 indus	0624 0201 010	0624 0201 013	85%	2 ... 6	3450	1000
PET	4 indus	0624 0202 010	0624 0202 013	89%	3 ... 8	4800	1000
PET	5 indus	0624 0203 010	0624 0203 013	84%	4 ... 10	2600	400
PET	6 indus	0624 0204 010	0624 0204 013	81%	6 ... 12	2830	400
PET	8 indus	0624 0205 010	0624 0205 013	80%	8 ... 16	2700	300
PET	10 indus	0624 0206 010	0624 0206 013	78%	10 ... 20	3100	300
PET	12 indus	0624 0207 010	0624 0207 013	77%	12 ... 24	3500	300
PET	15 indus	0624 0208 010	0624 0208 013	76%	15 ... 27	3800	300
PET	20 indus	0624 0209 010	0624 0209 013	70%	19 ... 32	3200	200
PET	25 indus	0624 0210 010	0624 0210 013	74%	24 ... 38	4000	200
PET	30 indus	0624 0211 010	0624 0211 013	77%	28 ... 47	3800	150
PET	40 indus	0624 0213 010	0624 0213 013	74%	40 ... 63	3500	100
PET	50 indus	0624 0215 010	0624 0215 013	79%	45 ... 75	4100	100
PET	60 indus	0624 0216 010	0624 0216 013	83%	48 ... 92	4150	50



• **Dispenser box - short length (10 m)**

type	article number		cover according to DIN 65164	expansion in Ø (mm)	weight per 100 m g	m
	black 010	grey 013				
PET 3 x 10 m	0624 0401 010	0624 0401 013	85%	2 ... 6	185	10
PET 4 x 10 m	0624 0402 010	0624 0402 013	89%	3 ... 8	199	10
PET 5 x 10 m	0624 0403 010	0624 0403 013	84%	4 ... 10	205	10
PET 6 x 10 m	0624 0404 010	0624 0404 013	81%	6 ... 12	210	10
PET 8 x 10 m	0624 0405 010	0624 0405 013	80%	8 ... 16	220	10
PET 10 x 10 m	0624 0406 010	0624 0406 013	78%	10 ... 20	235	10
PET 12 x 10 m	0624 0407 010	0624 0407 013	77%	12 ... 24	250	10
PET 15 x 10 m	0624 0408 010	0624 0408 013	76%	15 ... 27	257	10
PET 20 x 10 m	0624 0409 010	0624 0409 013	70%	19 ... 32	250	10
PET 25 x 10 m	0624 0410 010	0624 0410 013	74%	24 ... 38	287	10
PET 30 x 10 m	0624 0411 010	0624 0411 013	77%	28 ... 47	330	10
PET 40 x 10 m	0624 0413 010	0624 0413 013	74%	40 ... 63	405	10




PET-S

Expansion ratio 1 to 3

Material: PET
Covering: ≥ 55%
Operating temperatures: -50 to +130°C
Melting point: +260°C
Flame resistance: self-extinguishing (V2 UL94)
Specifications: V2 UL94, EN45545, NF F16-101 / F16-102, halogene free

Applications: low cost sleeving with an expansion ratio from 1 to 3 for general use for smaller cover ratios.



• **Box**

type	article number		cover according to DIN 65164	expansion in Ø (mm)	weight per 100 m g	m
	black 010	grey 013				
PET-S 15	0624 0018 010	0624 0018 013	78%	10 ... 30	1200	25
PET-S 35	0624 0019 010	0624 0019 013	55%	20 ... 60	1530	25



A6/5-02

A4/4-03

C12/1-01 & A1/1-01


Sleeves in lengths on request



PA

Material: PA6.6
Covering: ≥ 80%
Operating temperatures: -55 to +135°C
Melting point: +255°C
Flame resistance: self-extinguishing (V2 UL94)
Specifications: V2 UL94
 NF F16-101/ F16-102
 halogene free

Applications: this sleeving has been specifically developed for aeronautic, space, automobile and rail industries.



• Boxes

type		article number		cover according to DIN 65164	expansion in Ø (mm)	weight per 100 m g	m
		black 010	grey 013				
PA 4	4	0624 0022 010	0624 0022 013	84%	3 ... 7	310	100
PA 6	6	0624 0023 010	0624 0023 013	85%	5 ... 8	465	100
PA 8	8	0624 0024 010	0624 0024 013	83%	7 ... 10	620	100
PA 10	10	0624 0025 010	0624 0025 013	84%	9 ... 13	775	50
PA 12	12	0624 0026 010	0624 0026 013	84%	11 ... 16	955	50
PA 16	16	0624 0027 010	0624 0027 013	83%	15 ... 21	1265	50
PA 20	20	0624 0028 010	0624 0028 013	81%	20 ... 26	1400	50
PA 25	25	0624 0030 010	0624 0030 013	85%	24 ... 31	1900	50
PA 30	30	0624 0031 010	0624 0031 013	86%	28 ... 38	2340	50
PA 40	40	0624 0032 010	0624 0032 013	80%	38 ... 50	2530	50



• Industrial pack - on reel - long length

type		article number		cover according to DIN 65164	expansion in Ø (mm)	weight per 100 m g	m
		black 010	grey 013				
PA 4	4 indus	0624 0222 010	0624 0222 013	84%	3 ... 7	3800	1000
PA 6	6 indus	0624 0223 010	0624 0223 013	85%	5 ... 8	2560	400
PA 8	8 indus	0624 0224 010	0624 0224 013	83%	7 ... 10	2560	300
PA 10	10 indus	0624 0225 010	0624 0225 013	84%	9 ... 13	3050	300
PA 12	12 indus	0624 0226 010	0624 0226 013	84%	11 ... 16	3600	300
PA 16	16 indus	0624 0227 010	0624 0227 013	83%	15 ... 21	4500	300
PA 20	20 indus	0624 0228 010	0624 0228 013	81%	20 ... 26	3500	200
PA 25	25 indus	0624 0230 010	0624 0230 013	85%	24 ... 31	4500	200
PA 30	30 indus	0624 0231 010	0624 0231 013	86%	28 ... 38	4210	150
PA 40	40 indus	0624 0232 010	0624 0232 013	80%	38 ... 50	3250	100



A6/5-02



A4/4-03



C12/1-01 & A1/1-01




Sleeves in lengths on request




PET-V0

Material: PBT
Covering: ≥ 75%
Operating temperatures: -50 to +150°C
Melting point: +225°C
Flame resistance: self-extinguishing (V0 UL94)
Specifications: V0 UL94

Applications: used in the application that need V0 quality.




• Boxes

type		article number		cover according to DIN 65164	expansion in Ø (mm)	weight per 100 m g	 m
		black 010	grey 013				
PET-V0	4	0624 0072 010	0624 0072 013	78%	3 ... 7	290	100
PET-V0	6	0624 0073 010	0624 0073 013	80%	5 ... 8	440	100
PET-V0	8	0624 0074 010	0624 0074 013	78%	7 ... 10	590	100
PET-V0	10	0624 0075 010	0624 0075 013	78%	9 ... 13	760	50
PET-V0	12	0624 0076 010	0624 0076 013	78%	11 ... 16	920	50
PET-V0	16	0624 0077 010	0624 0077 013	77%	15 ... 21	1210	50
PET-V0	20	0624 0078 010	0624 0078 013	75%	20 ... 26	1340	50
PET-V0	25	0624 0080 010	0624 0080 013	79%	24 ... 31	1820	50
PET-V0	30	0624 0081 010	0624 0081 013	80%	28 ... 38	2240	50
PET-V0	40	0624 0082 010	0624 0082 013	75%	38 ... 50	2360	50



• Industrial pack - on reel - long length

type		article number		cover according to DIN 65164	expansion in Ø (mm)	weight per reel g	 m
		black 010	grey 013				
PET-V0	4	0624 0272 010	0624 0272 013	78%	3 ... 7	3600	1000
PET-V0	6	0624 0273 010	0624 0273 013	80%	5 ... 8	2460	400
PET-V0	8	0624 0274 010	0624 0274 013	78%	7 ... 10	2470	300
PET-V0	10	0624 0275 010	0624 0275 013	78%	9 ... 13	2980	300
PET-V0	12	0624 0276 010	0624 0276 013	78%	11 ... 16	3460	300
PET-V0	16	0624 0277 010	0624 0277 013	77%	15 ... 21	4330	300
PET-V0	20	0624 0278 010	0624 0278 013	75%	20 ... 26	3380	200
PET-V0	25	0624 0280 010	0624 0280 013	79%	24 ... 31	4340	200
PET-V0	30	0624 0281 010	0624 0281 013	80%	28 ... 38	4060	150
PET-V0	40	0624 0282 010	0624 0282 013	75%	38 ... 50	3060	100



A6/5-02

A4/4-03

C12/1-01 & A1/1-01

Sleeves in lengths on request



PLIOSIL HT

Material: fiberglass
high temperature treated

Colour: grey

Operating temperatures: -30 to +250°C (+320° short time)

Thermal class: C


Breakdown strength: 1kV

Flame resistance: self-extinguishing (VW1)

Specifications: UL 1441

Applications: Very good flexibility and suppleness, excellent heat resistance, PLIOSIL HT is recommended for thermal and mechanical protection of wire and cable in electromechanical fields, motors, transformers, heating appliances, automobiles, measures and regulations...



type	int. Ø mm	article number	wall thickness (mm)	 m
PLIOSIL HT	0,5*	0637 0101 013	0,35	200
PLIOSIL HT	0,8*	0637 0102 013	0,35	200
PLIOSIL HT	1*	0637 0103 013	0,35	200
PLIOSIL HT	1,5*	0637 0104 013	0,35	200
PLIOSIL HT	2*	0637 0105 013	0,35	200
PLIOSIL HT	2,5*	0637 0106 013	0,35	200
PLIOSIL HT	3*	0637 0107 013	0,4	200
PLIOSIL HT	3,5*	0637 0108 013	0,4	200
PLIOSIL HT	4	0637 0109 013	0,4	200
PLIOSIL HT	5	0637 0110 013	0,5	100
PLIOSIL HT	6	0637 0111 013	0,5	100
PLIOSIL HT	7	0637 0112 013	0,5	100
PLIOSIL HT	8	0637 0113 013	0,5	100
PLIOSIL HT	9	0637 0114 013	0,6	100
PLIOSIL HT	10	0637 0115 013	0,6	100
PLIOSIL HT	12	0637 0116 013	0,6	100
PLIOSIL HT	14	0637 0117 013	0,7	100
PLIOSIL HT	16	0637 0118 013	0,7	100
PLIOSIL HT	18	0637 0119 013	0,8	100
PLIOSIL HT	20	0637 0120 013	0,8	100

* models only on request.

PLIOSIL braided insulating sleeving
high temperature in fiberglass
with polyurethane coating



PLIOSIL HT-P




PLIOSIL HT-P

Material: fiberglass and polyurethane coating
Colour: natural (= yellow amber)
Operating temperatures: -30 to +155°C (+185°C short time)
Thermal class: F
Breakdown strength: 4kV

Applications: Very good flexibility and suppleness, excellent dielectric strength and very good resistance to oils and oil derivatives, PLIOSIL HT-P is recommended for the protection of electrical wires and cables in the field of rotating machines (alternators, generators), inductors transformers and Class B F, ...



type	int. Ø mm	article number	wall thickness (mm)	 m
PLIOSIL HT-P	0,5	0637 0201 018	0,45	200
PLIOSIL HT-P	0,8	0637 0202 018	0,45	200
PLIOSIL HT-P	1	0637 0203 018	0,45	200
PLIOSIL HT-P	1,5	0637 0204 018	0,45	200
PLIOSIL HT-P	2	0637 0205 018	0,45	200
PLIOSIL HT-P	2,5	0637 0206 018	0,45	200
PLIOSIL HT-P	3	0637 0207 018	0,47	200
PLIOSIL HT-P	3,5	0637 0208 018	0,47	200
PLIOSIL HT-P	4	0637 0209 018	0,47	200
PLIOSIL HT-P	5	0637 0210 018	0,5	100
PLIOSIL HT-P	6	0637 0211 018	0,5	100
PLIOSIL HT-P	7	0637 0212 018	0,5	100
PLIOSIL HT-P	8	0637 0213 018	0,55	100
PLIOSIL HT-P	9	0637 0214 018	0,55	100
PLIOSIL HT-P	10	0637 0215 018	0,65	100
PLIOSIL HT-P	12	0637 0216 018	0,65	100
PLIOSIL HT-P	14	0637 0217 018	0,65	100
PLIOSIL HT-P	16	0637 0218 018	0,65	100
PLIOSIL HT-P	18	0637 0219 018	0,75	100
PLIOSIL HT-P	20	0637 0220 018	0,75	100

PLIOSIL braided insulating sleeving
high temperature in fiberglass
with silicone coating




PLIOSIL HT-S



PLIOSIL HT-S

Material: fiberglass with silicone coating
Colour: red brick
Operating temperatures: -60 to +250°C (+290°C short time)
Thermal class: C
Breakdown strenght: 1,5kV - 2,5kV - 4kV (depending on model)
Flame resistance: self-extinguishing (VW1)
Spécifications: UL 1441 IEC60684-3-400/402
Applications: Very good flexibility and suppleness, excellent thermal and dielectric strength, PLIOSIL HT-S is recommended for thermal and electrical protection of wires and cables in electromechanical fields, appliances, lighting, motors and transformers, heating appliances, automobiles, measures and regulations. ...



type	int. Ø mm	artide number 1,5kV	wall thickness (mm)	artide number 2,5kV	wall thickness (mm)	artide number 4kV	wall thickness (mm)	 m
PLIOSIL HT-S	0,5	0637 0301 007	0,4	0637 0401 007	0,41	0637 0501 007	0,5	200
PLIOSIL HT-S	0,8	0637 0302 007	0,4	0637 0402 007	0,41	0637 0502 007	0,5	200
PLIOSIL HT-S	1	0637 0303 007	0,4	0637 0403 007	0,41	0637 0503 007	0,5	200
PLIOSIL HT-S	1,5	0637 0304 007	0,4	0637 0404 007	0,41	0637 0504 007	0,5	200
PLIOSIL HT-S	2	0637 0305 007	0,4	0637 0405 007	0,41	0637 0505 007	0,5	200
PLIOSIL HT-S	2,5	0637 0306 007	0,4	0637 0406 007	0,41	0637 0506 007	0,5	200
PLIOSIL HT-S	3	0637 0307 007	0,5	0637 0407 007	0,52	0637 0507 007	0,52	200
PLIOSIL HT-S	3,5	0637 0308 007	0,5	0637 0408 007	0,52	0637 0508 007	0,52	200
PLIOSIL HT-S	4	0637 0309 007	0,5	0637 0409 007	0,52	0637 0509 007	0,52	200
PLIOSIL HT-S	5	0637 0310 007	0,5	0637 0410 007	0,52	0637 0510 007	0,55	100
PLIOSIL HT-S	6	0637 0311 007	0,5	0637 0411 007	0,52	0637 0511 007	0,55	100
PLIOSIL HT-S	7	0637 0312 007	0,5	0637 0412 007	0,52	0637 0512 007	0,55	100
PLIOSIL HT-S	8	0637 0313 007	0,5	0637 0413 007	0,52	0637 0513 007	0,55	100
PLIOSIL HT-S	9	0637 0314 007	0,5	0637 0414 007	0,62	0637 0514 007	0,65	100
PLIOSIL HT-S	10	0637 0315 007	0,6	0637 0415 007	0,62	0637 0515 007	0,65	100
PLIOSIL HT-S	12	0637 0316 007	0,6	0637 0416 007	0,62	0637 0516 007	0,65	100
PLIOSIL HT-S	14	0637 0317 007	0,6	0637 0417 007	0,62	0637 0517 007	1,12	100
PLIOSIL HT-S	16	0637 0318 007	0,6	0637 0418 007	0,62	0637 0518 007	1,12	100
PLIOSIL HT-S	18	0637 0319 007	0,6	0637 0419 007	0,72	-	-	100
PLIOSIL HT-S	20	0637 0320 007	0,6	0637 0420 007	0,72	0637 0520 007	1,15	100



Braided sleeving for shielding EMI PET filaments coated with tinned copper



PLIOSIL EMI




EMI Expansion ratio: 50% mini to 500%

Material: PET filaments coated tinned copper
Colour: tinned
operating temperatures: -40 to +150°C
Flame resistance: VW-1
EMI requirements: 10 KHz to 1Ghz according to CISPR25 (DIN VDE 0879-2)
Specifications: resistance to chemicals and gasoline.

Applications: this PLIOSIL sleeving, intended for EMI shielding, protects connections sensitive to electromagnetic disturbances. Its copper coated PET filaments give greater lightness and flexibility than current metal braided sleeving.

This sheath can be cut with scissors.



type	artide number	m*	New		nominal Ø mm	expansion rate mm
			artide number	m		
EMI SES-003	0637 0001 000	50	0637 0012 000	5	3	1 ... 5
EMI SES-006	0637 0002 000	50	0637 0013 000	5	6	4 ... 8
EMI SES-008	0637 0003 000	50	0637 0014 000	5	8	5 ... 10
EMI SES-010	0637 0004 000	50	0637 0015 000	5	10	7 ... 16
EMI SES-012	0637 0005 000	50	0637 0016 000	5	12	8 ... 20
EMI SES-015	0637 0006 000	50	0637 0017 000	5	15	10 ... 23
EMI SES-020	0637 0007 000	25	0637 0018 000	5	20	13 ... 30
EMI SES-025	0637 0008 000	25	0637 0019 000	5	25	18 ... 35
EMI SES-030	0637 0009 000	25	0637 0020 000	5	30	20 ... 40
EMI SES-040	0637 0010 000	25	0637 0021 000	5	40	30 ... 50
EMI SES-050	0637 0011 000	25	0637 0022 000	5	50	40 ... 60

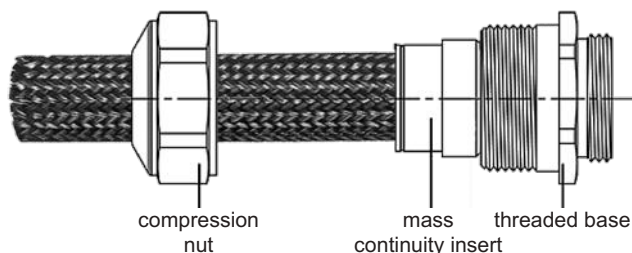
* The coil can contain several cuts in the length.



Sleeve length available on request. Please contact us.

Mounting principle:

can be fixed with our cable glands Progress MS EMC page AA 3.6 in our cable-glands catalogue, by blocking the sleeving in the collet. Consult our technical department.



Portable hot wire cutting machines for PLIOSIL expandable braided sleeving



SES

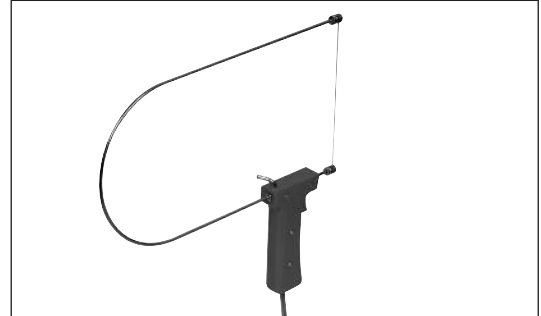
The hot wire cutting machines are equipped with a heating wire or blade to cut and simultaneously weld the braided sleeving.

FILICUT

Time to heat: instant
Tension: 12V - 24W
Length of the hot wire: 150 mm
Conform to norm: NF EN 60335-2-45



Application: manual portable tool for occasional cut work. Heat is operator activated by trigger switch. Allows flat cut of sleeving up to 150mm wide.



type	art. no.	designation	weight (g)	
PS-3629	0625 0200 000	Filicut only, delivered with 4 tubes of 10 threads	20	1
PYRO-R200	0625 0202 000	Transformer 230/9-12V	1500	1
Fil-3631	0625 0201 000	Tube of 10 hot wires 20/100e	10	1



HSG 0

Time to heat: 6 to 8 seconds
Power: 230V - 60W
Heating temperature: 600°C
Length of the blades: according to the blade
According to norm: 89/336/CEE
 73/23/CEE



Application: manual portable machine for intermittent cutting of small series. Heat is operator activated by a trigger switch.



type	art. no.	designation	weight (g)	
HSG 0	0625 0256 000	Machine only 230V	1000	1
Blade R	0625 0267 000	Blade length 29 mm	28	1
Blade HS-SG	0625 0268 000	Curved blade	38	1
Support SF	0625 0266 000	Cutter foot	90	1



Blade R



Blade HS-SG



Support SF

Hot wire cutting machines for PLIOSIL expandable braided sleeving




SES

PLIOCUT-A

Time to heat: instant
Tension: 230V - 20W
Temperature of the wire: 400°C
Length of the hot wire: 100 mm
Specification: IEC-EN 61558-2-6

Application: bench machine, for small and medium series of cut. Heating by switch. Allows flat cut of sleeving up to 100mm wide.




type	article number	designation	weight (g)	
PLIOCUT-A	0625 0250 000	Complete machine 230/6V	1580	1
Cutting wires	0625 0260 000	Case with 10 spare wires	-	1

HSG

Time of heat: 6 to 8 seconds
Power: 230V - 40W
Temperature of the wire: 600°C
Length of the hot wire: **HSG 00** 30 mm
HSG-00-VW 60 mm

Application: bench machine, for large series of cut. The HSG 00 heats up continuously while the HSG-00-VW is equipped with a temperature regulator. The steel blade guarantees a longer lifespan.



type	article number	designation	weight (g)	
HSG 00	0625 0255 000	Complete machine, blade 54 mm	1500	1
HSG-L	0625 0265 000	Spare blade	-	1
HSG-00-VW	0625 0257 000	Complete machine, blade 88 mm	4800	1
HSG-L88	0625 0269 000	Spare blade	-	1

IRODA

Dimensions: 11,5 x 8 x 2,5 cm
Fuel: Butane (not included)
Hours of use: 20 minutes per disposal lighter

Application: flameless Heat Gun with Piezo electronic self-starting ignition system for expandable braided sleeving.



type	article number	weight (g)	
IRODA	0533 0120 000	95	1