

Professional
stripping tools for
cable and wire termination





Good hand tools evolve naturally

Living and working within a natural environment it is easy to appreciate the qualities required of good hand tools. They should be competent, reliable, safe and comfortable to use – tools that meet the needs of professional users wherever they may be working.

The Pressmaster engineering experience is deeply rooted in the heartland of Sweden – a country with a strong tradition of manufacturing some of the world's best hand tools. We have developed within this tradition and will expand upon it into the 21st century. Innovation, modern technology and skilled craftsmanship have helped us master the art of developing precision cable termination tooling for the electrical, electronics and industrial markets.

Now we are proud to present a new range of cable cutting and stripping tools. Based upon original patents and further improved by adding a number of unique features these tools provide ease of use, versatility, precision and ergonomic design.

Pressmaster crimp tools are qualified by hundreds of thousands of end users every day of the week in every corner of the world. Now we offer the same assurance with our range of wire and cable preparation tools.

“Quality to hand develops confidence and pride in a job well done”

Quality to hand



Self-adjusting cut and strip tool

Embla is a self-adjusting cutting and stripping tool for modern electrical installation and equipment wires (90% of wires can be stripped without adjusting the tool). The introduction of easily interchangeable multiple stripping cassettes enable precision stripping of a wide range of insulations from PVC to PTFE with just one tool. High priority has been given to the ergonomic design of Embla resulting in a lightweight but strong and comfortable tool equally qualified for high volume production and portable/field usage.



Easy change stripping blade cassettes



V blade cassette for stripping difficult insulations



Cuts up to 10 mm²/8 AWG.



Ergonomic design with non-slip bi-moulded handles

Features

Versatile: The option of easily interchangeable stripping cassettes makes possible the stripping of most modern insulations within the tools specified range. Widest stripping capacity of any tool of its type.

Precise: Fine adjustability ensures that thin insulations can be stripped without damage to conductors. At the end of the stripping function, the stripping blades open and remain open during the return phase of the strip cycle facilitating easy/snag free wire removal from the tool.


Ergonomic: Sculpted shape, soft grip main handle, low friction moving handle, optimized grip span, angled head and light weight guarantees comfortable, stress free operation.

Durable: Replacement stripping cassettes and cutting blades available.

Reliable: Tested to over 150,000 cycles. Molded in new high-strength plastic with twice the strength of standard nylon/PA6.

Specifications

Stripping capacity:	Straight blade cassette, PVC insulations	0.02 – 10 mm ² /34-8 AWG
	V blade cassette, all insulations	0.02 – 6 mm ² /34-10 AWG
Cutting capacity:	Flexible wires	10 mm ² /8 AWG
	Rigid wires	1.5 mm ² /16 AWG
Overall dimensions	191x123x20 mm/7.5 x 4.8 x 0.8 inch	
Weight with straight blade cassette	136g/4.8oz	
Embla + straight blade cassette	4320-0612	
Embla + "V" blade cassette	4320-0613	
Embla + straight and "V" blade cassettes	4320-0624	
Straight blade cassette	4320-0614	
"V" blade cassette	4320-0615	
Replacement cutting blade kit	4320-0625	



Heavy-duty cable stripping tool

Tor is a professional stripping tool for cables of all insulation types. By rotating the body of the tool the blade can be fixed in any one of three positions providing circular cuts about the cable and lengthways or spiral cuts along the cable.

Unique to this type of tool Tor features interchangeable cable retention hooks giving it an incomparable cable stripping capacity of up to 40 mm/1.57 inch diameter in one tool.

Designed to fit the hand and for ease of use, Tor can strip the most difficult cables in the harshest of environments.



Features

Large capacity: Interchangeable hook feature means that Tor can replace two or more similar products in the toolbox.

Easy to use: Positive locking positions for circular, lengthways and spiral strips. The blade automatically returns to its starting position at the end of a strip reducing the possibility of broken blades. No special tools are required to change hooks - one replaces the other. The blade height adjuster is almost friction free and is easy to rotate for fine blade height adjustment. Safety straps can be fixed to the eyelet at the base of Tor to prevent accidental dropping of the tool.

Ergonomic: The well balanced design features rests for thumb, first and little fingers to ease raising of the cable retention hook. The absence of external sharp edges means that the tool can be carried in the pocket.

Durable: Replacement cutting blades are available and can be stored in a pocket located within the tool body.

Tough: Manufactured in new high-strength plastic with twice the strength of standard nylon/PA6, Tor has been tested to over 100,000 cycles.



Circular + straight strip
Window strip
Circular + spiral strip




Two tools in one



Replacement blade



Ergonomic design with thumb and first finger supports



Specifications

Cable capacity:	4.5-40 mm/0.18-1.57 inch diameter
Insulation thickness:	Up to 4.5 mm/0.18 inch thick
Overall dimensions (with small cable hook)	150 x 42 x 30.5 mm/5.9 x 1.7 x 1.2 inch
Overall dimensions (with large cable hook)	167 x 52 x 30.5 mm/6.6 x 2.1 x 1.2 inch
Weight (with large cable hook)	116g/4.1oz
Tor + both hooks + spare blade	4320-0616
Tor + both hooks without spare blade	4320-0617
Replacement spare blade	4320-0618
Replacement small cable hook	4320-0620
Replacement large cable hook	4320-0619



Precision stripping tool

Oden is a precision stripping tool for removing the sheath from signal, telephone, audiovisual, instrumentation and data transmission copper and fiber optic cables.

The tool features a 9 position indexed blade height adjustment wheel ensuring accurate and repeatable stripping results. A further “x” position on the wheel allows the tool to be closed together to eject a worn blade cassette for quick and safe replacement.

The unique design requires simply gripping the tool together to allow easy cable entry. Handy, lightweight and pocketable, Oden is the ideal precision cable stripping tool for modern high speed data cables.

Features

Precise: Fine adjustability and repeatability assured by 9-position adjustment wheel.

Easy to use: Simply squeezing Oden together opens the stripping cavity - insert cable, rotate once, remove from cable and pull off the scrap insulation sheath.

Safe: Smooth, rounded, pocketable and lightweight design. No open blade. Replacement blades encased within a plastic cassette.

Flexible: Strips the sheath from most multi-core and fiber optic cables up to 11 mm/0.43 inch in diameter.

Tough: Manufactured from a new impact resistant nylon Oden has been tested to over 50,000 cycles.

Economic: Replacement blade cassettes available.



Easy to use




Precision setting



Replaceable blade



Rounded, pocketable design




Specifications

Cable capacity:	2.5-11 mm/0.1-0.43 inch diameter
Insulation thickness:	Up to 1.0 mm/0.04 inch thick
Overall dimensions	90.5 x 39.5 x 19 mm/3.6 x 1.6 x 0.8 inch
Weight	28g/0.9oz
Oden + spare blade	4320-0621
Oden without spare blade	4320-0622
Replacement spare blade cassette	4320-0623

2 or 3 step strips in coaxial cables in seconds

Corex strips coaxial cables in twenty seconds or less. Highly versatile, it strips more types, qualities, sizes, and strip length specifications than any other stripper of its kind. Individual blade adjustment assures high stripping accuracy. Only expensive automated machines can match the speed and quality of Corex!

Supplied as a complete kit, Corex accommodates a range of interchangeable stripping cassettes and V-blocks. The Corex can also be purchased pre-adjusted to work straight out of the box.



Features

Flexible: Strips more coaxial cable sizes (Ø2.5-7.6 mm/0.1-0.3") than any other comparable stripper.

Accurate: Strips most cables with machine-like accuracy. Standard cassettes produce the strip lengths required for the majority of connectors. Custom cassettes can be made to order.

Unique: Setting gauge gives simple adjustment of blade height for most common cable types.

Fast: Simply insert the cable, close and rotate to strip.

Long-lasting: Steel blades tested for more than 2000 strips per cassette.

Economical: High productivity, long life and great versatility make Corex a best buy for anyone who needs to strip more than one cable size.



Accepts a range of 2-step and 3-step stripping cassettes plus V-blocks for different dimensions.



C-ST conductor stop lets you strip the inner conductor to a desired length with a simple adjustment. Sold separately.



Easy-to-use ergonomic slide design allows firm grip and easy movement.

Specifications


2-step stripping cassettes "B" dimension	C-202 6.0 mm/0.24"	C-203 9.2 mm/0.36"	C-204 12.0 mm/0.47"	C-207 6.8 mm/0.27"	
3-step stripping cassettes "B" dimension	C-300 5.5 mm/0.22"	C-301 2.7 mm/0.11"	C-305 6.0 mm/0.24"	C-309 2.5 mm/0.10"	C-399 3.5 mm/0.14"
"C" dimension	5.5 mm/0.22"	8.3 mm/0.33"	6.0 mm/0.24"	6.8 mm/0.27"	7.5 mm/0.30"

Note: The "A" dimension is either cut to length or set with the C-ST conductor stop.

V-blocks	V-9	V-2	V-7	V-4
Cable diameter	2.5-3.2 mm/0.1-0.13"	3.2-5.0 mm/0.13-0.2"	5.0-6.4 mm/0.2-0.25"	6.4-7.6 mm/0.25-0.3"
Coaxial cable examples	RG174, 188, 316	RG195, 180	RG58, 59/62	BELDEN 8281

Complete Corex kit comprises: 1 universal tool body, 1 cassette, 1 adjustment wrench, 4 V-blocks, 1 hex wrench and instructions.

Kits: CX-202, CX-203, CX-204, CX-207, CX-300, CX-301, CX-305, CX-309, CX-399



Loke



Preset CATV coaxial cable stripping tool

The Loke stripper quickly and simply strips RG59 and RG6 coaxial cables for CATV "F" type connectors giving industry standard strip lengths of 6.35 mm/0.25" for both the braid and the conductor. The patented spring-like action and built-in stop eliminates the need for manual adjustment for different cables. A replaceable blade cassette providing 1,000 to 2,000 strips ensures good economy, and a belt clip provides extra convenience.



Quick and easy to use.

Features

Fast: Squeeze together to open, insert cable, rotate and pull off scrap.

Automatic: Preset with built-in stop eliminates need for adjustment.

Convenient: Pocketable with integrated belt clip.

Economic: Replaceable blade cassette available, each cassette gives 1,000 to 2,000 strips.

Specifications

Stripping capacity:	RG59 and RG6 CATV coaxial cables
Strip lengths:	6.35 mm/0.25" braid and 6.35 mm/0.25" conductor
Overall dimensions	83 x 44 x 18 mm/ 3.3 x 1.7 x 0.7 inch
Weight	21 g/ 0.75oz
Loke	4320-0626
Replacement blade cassette	4320-0627

Freja



Handy wire cut and strip tool

Freja is a traditional cutting and stripping pliers type tool for wires up to 6 mm²/10 AWG. A simple twist of the release screw allows the adjustor to be correctly placed within the marked wire size window for accurate size gauging. Spring-loaded handles ensure that the tool is always ready for use. The tool can be locked closed for storage.

Features

Accurate: Gauged adjustment.

Ready: Spring loaded handles.

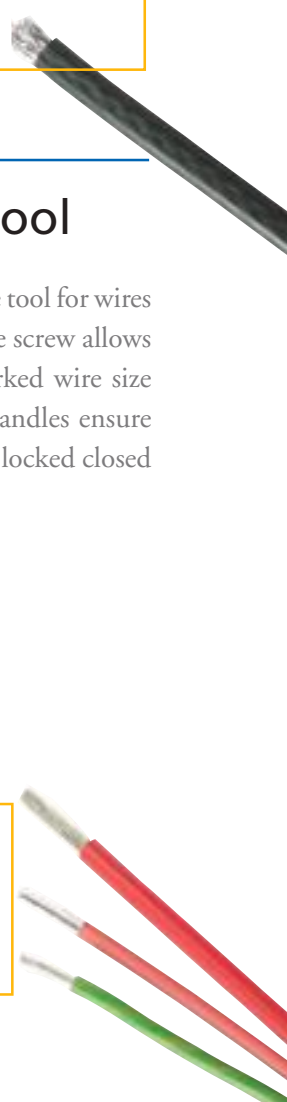
Handy: Locks to its closed position.














Simple to adjust.

Specifications

Stripping capacity:	0.5-6.0 mm ² /20-10 AWG
Cutting:	Up to 6.0 mm ² /10 AWG
Overall dimensions	140 x 66 x 11 mm/ 5.5 x 2.6 x 0.43 inch
Weight	78 g/ 2.8 oz
Freja	4300-1515



Some common wires and cables

	Fibre optic cable
	Coaxial cable
	Screened twisted pair
	Unscreened twisted pair
	Screened multi core cable
	Modular cable
	Equipment wire
	Conduit cable
	Switchgear cable
	Flexible mains cable
	Single wire

How to achieve that perfect strip

On the face of it, stripping wires and cables seems like a very straightforward task. We have all tried it and all met with a reasonable degree of success. But the speed and quality of the result we achieve depends on many factors. As with most jobs of work, thorough preparation and a good hand tool are essential.

This guide explains some of the problems and pitfalls of cable and wire stripping, and recommends some simple steps that will help you achieve that perfect, or as good as perfect, strip.

Familiarise yourself with the job in hand

As the main illustration shows, there is an extremely wide range of wires and cables on the market today. Furthermore, types that appear to be similar can be very different inside, just as types that look very different may have the same cross-sectional area of conductor (see below).



Four 18 AWG insulated equipment wires from the standard range of two large wire manufacturers. The outer diameter and thickness of the insulation varies tremendously, yet the cross-sectional area of the conductor is the same in all cases.

Fortunately, connector manufacturers realise the impracticality of making connectors specific for all wire types – the cost would be prohibitive and the numbers bewildering. Instead, they aim to make the largest numbers of wires fit into the smallest numbers of connectors. In addition, the better connector manufacturers always specify the wire range that will fit into a specific connector.

Armed with this information, select a wire or cable suitable for the job. Next, check the make up of the wire. Pay particular attention to the **conductor** material, cross-sectional area and the type of plating and shield if applicable. Check the amount of **stranding** and, if appropriate, the **twisting**. Finally, examine the **insulation**. Insulation material ranges from very soft to very hard, and some wires may be double or triple-insulated with different types of insulation. Certain cables can even be armoured with steel wire.

Prepare the wire/cable to fit the connector

When preparing the wire or cable to fit the connector, i.e. stripping it to expose the length of conductor (or lengths for coaxial cables) specified by the connector manufacturer, note the following key requirements:



- do not cut, nick or scrape the conductor(s) in any way. Ensure that strands are not pulled out of the wire end (this indicates nicking).



- maintain the lay (twisting) of the conductor. Do not over-twist or straighten.



- cut the insulation clean and square to the wire without unduly stretching the material. *Beware:* Manually setting a strip length of 5 mm on a gauge does not guarantee that this length will be achieved. All insulation material stretches to some extent when the waste slug is pulled off, unless the insulation is completely cut through, which is almost impossible to achieve in practice.



- do not scar or cut the remaining insulation. (Grip marks are acceptable provided that the insulation returns to its original shape.)



- keep the conductor clean. Remove any remaining scraps of insulation trapped between conductors and brush away any powder deposits (powder is often included in cables to stop cores/conductors from adhering to the insulation).

Conversion Tables

Conversions

	x (y/a)	a	y (x*a)
Length	Milli-inches (mils or 'thou')	25.4	Micrometres (µm)
	Inches (in)	25.4	Millimetres (mm)
	Inches (in)	2.54	Centimetres (cm)
	Feet (ft)	30.48	
	Feet (ft)	0.3048	Metres (m)
	Yards (yd)	0.9144	
	Furlongs	201.168	
	Miles, statute (mi)	1.609344	Kilometres (km)
	Miles, int'l nautical	1.852	
Area	Circular mils	506.707	Square micrometres (µm ²)
	Square inches (in ²)	645.16	Square millimetres (mm ²)
	Square inches (in ²)	6.4516	Square centimetres (cm ²)
	Square feet (ft ²)	929.0304	
	Square feet (ft ²)	0.09290304	Square metres (m ²)
	Square yards (yd ²)	0.83612736	
	Acres	0.40468564224	Hectares (ha)
	Square miles (mi ²)	2.589988110336	Square kilometres (km ²)
	Volume	Cubic inches (in ³)	16.387064
US liquid ounces		29.5735	
US liquid pints (US liq pt)		0.473176473	Cubic decimetres (dm ³)
US liquid quarts		0.946352946	
US liquid gallons (US liq gal)		3.785411784	
Cubic feet (ft ³)		28.316846592	SI litres (l or L)
US bushels		0.352391	SI hectolitres (hl)
Barrels, petroleum (42 US gallons)		0.158987294928	Cubic metres (m ³)
Cubic yards (yd ³)		0.764554857984	
Weight (mass)	Grains	64.79891	Milligrams (mg)
	Ounces (oz)	28.349523125	Grams (g)
	Ounces troy (oz tr)	31.1034768	
	Pounds (lb)	0.45359237	Kilograms (kg)
	Stones	6.35029318	
	US short hundredweights (US cwt)	45.359237	
	US short tons	907.18474	
	Velocity	Inches per minute (in/min)	0.423333
Miles per hour (mph)		1.609344	Kilometres per hour (km/h)
Miles per hour (mph)		0.44704	Metres per second (m/s)
International knots		0.514444	
Force	Poundals	0.138255	Newtons (N)
	Ounces-force (ozf)	0.278014	
	Pounds-force (lbf)	4.44822	
	Newtons (N)	0.101972	Kilograms-force (kgf)
	Pounds-force (lbf)	0.45359237	Kiloponds (kp)
	US short tons-force (US tonf)	8.89644	Kilonewtons (kN)
Torque	Poundals foot (pdl ft)	0.0421401	Newton metres (N m)
	Pounds-force foot (lbf ft)	1.35582	
Pressure & stress	Poundals per square foot (pdl/ft ²)	1.48816	Pascals (pa)
	Pounds-force per square foot (lbf/ft ²)	47.8803	Newton per square metre (N/m ²)
	Pounds-force per square foot (lbf/ft ²)	0.478803	Milibars (mbar)
	Pounds-force per square inch (lbf/in ²)	68.9476	
	Pounds-force per square inch (lbf/in ²)	6.89476	
Energy, work	Foot poundals (ft pdl)	0.0421401	Joules (J)
	Foot pounds-force (ft lbf)	1.35582	
	Kilograms-force metre (kgf/m)	9.80665	
	Watt hours (W h)	3.6	
	Therms	105.506	
Power	Foot pounds-force per second (ft lbf/s)	1.35582	Watts (W)
	Metric horsepower	0.735499	Kilowatts (kW)
Plane angle	Degrees (°)	0.0174533	Radians (rad)

AWG American Wire Gage to mm²

AWG	Strands*	Outside diameter**		Wire Area	
		Inches	mm	Circular mils***	mm ²
44	1	0.00198	0.050	3.92	0.002
42	1	0.00249	0.063	6.20	0.003
40	1	0.00314	0.080	9.86	0.005
38	1	0.00396	0.101	15.68	0.008
36	1	0.00500	0.127	25.00	0.013
36	7/44	0.00600	0.153	27.44	0.014
34	1	0.00630	0.160	39.69	0.020
34	7/42	0.00750	0.191	43.40	0.022
32	1	0.00795	0.202	63.20	0.032
32	7/40	0.00930	0.203	69.02	0.035
32	19/44	0.01000	0.229	74.49	0.038
30	1	0.0100	0.254	100.0	0.051
30	7/38	0.0120	0.305	109.8	0.056
30	19/42	0.0120	0.305	117.80	0.060
29	1	0.0113	0.287	127.7	0.065
28	1	0.0126	0.320	158.8	0.080
28	7/36	0.0150	0.381	175.0	0.089
28	19/40	0.0160	0.406	187.3	0.095
27	1	0.0142	0.361	201.6	0.102
26	1	0.0159	0.404	252.8	0.128
26	7/34	0.0190	0.483	277.8	0.141
26	10/36	0.0210	0.553	250.0	0.127
26	19/38	0.0200	0.508	297.9	0.151
25	1	0.0179	0.455	320.4	0.162
24	1	0.0201	0.511	404.0	0.205
24	7/32	0.0240	0.610	442.4	0.224
24	10/34	0.0240	0.610	396.9	0.201
24	19/36	0.0240	0.610	475.0	0.241
24	42/40	0.0230	0.584	414.1	0.210
22	1	0.0253	0.643	640.1	0.324
22	7/30	0.0300	0.762	700.0	0.355
22	19/34	0.0310	0.787	754.1	0.382
20	1	0.0320	0.813	1024	0.519
20	7/28	0.0370	0.890	1111	0.563
20	10/30	0.0370	0.890	1000	0.507
20	19/32	0.0370	0.940	1201	0.608
20	42/36	0.0360	0.914	1050	0.532
18	1	0.0403	1.024	1624	0.823
18	7/26	0.0480	1.220	1770	0.897
18	16/30	0.0470	1.200	1600	0.811
18	19/30	0.0490	1.240	1900	0.963
18	42/34	0.0470	1.200	1667	0.845
18	65/36	0.0470	1.200	1625	0.823
16	1	0.0508	1.290	2581	1.308
16	7/24	0.0600	1.520	2828	1.433
16	19/29	0.0580	1.470	2426	1.229
16	26/30	0.0590	1.500	2600	1.317
16	65/34	0.0590	1.500	2580	1.307
16	105/36	0.0580	1.470	2625	1.330
14	1	0.0641	1.628	4109	2.082
14	7/22	0.0760	1.930	4481	2.270
14	19/26	0.0710	1.800	4803	2.434
14	42/30	0.0750	1.900	4200	2.128
14	105/34	0.0750	1.900	4167	2.112
12	1	0.0808	2.052	6529	3.308
12	7/20	0.0960	2.440	7168	3.632
12	19/25	0.0930	2.360	6088	3.085
12	65/30	0.0950	2.410	6500	3.294
12	165/34	0.0950	2.410	6549	3.318
10	1	0.1019	2.588	10384	5.261
10	37/26	0.1150	2.920	9354	4.740
10	49/27	0.1160	2.950	9880	5.006
10	65/28	0.1200	2.950	10319	5.229
10	105/30	0.1180	2.950	10500	5.320
8	1	0.1285	3.264	16512	8.367
6	1	0.1620	4.115	26244	13.30
4	1	0.2043	5.189	41738	21.15

* 7/32 means 7 strands of nominal 32 AWG wire.

** the outside diameters and circular mil areas of stranded wires are approximate

*** a circular mil is the area of a circle 0.001 inch in diameter.

The information is based on standard conversion tables. No liability for inaccuracy is accepted.





pressmaster®

www.pressmaster.com

Pressmaster AB, Box 3, SE-796 21 Älvdalen, Sweden